



Ladderup

Engineering Growth

28th January, 2014

To,
BSE Limited
Phiroze Jeejeebhoy Towers
Dalal Street, Fort,
Mumbai- 400 001

Subject: Outcome of Board Meeting For quarter ended 31st December, 2013
(Script code- 530577)

Reference: Clause 41 and 20 of Listing Agreement.

Dear Sir,

Pursuant to caption clauses of Listing Agreement, Ladderup Finance limited at its Board Meeting held on 28th January, 2014 has resolved the following:

1. Approved and taken on records the un-audited standalone and consolidated financial result for quarter ended 31st December, 2013.
2. Taken on record Limited Review Report issued by the Statutory Auditors on the Un-Audited Financial Results for the ended 31st December, 2013.

Kindly take the above on records and oblige.

Thanking you,

For Ladderup Finance Limited




Tulsi Daryanani
Company Secretary and Compliance Officer

Encls: Adopted Unaudited Financial Results.

Ladderup Finance Limited

102-A, 1st Floor,
Hallmark Business Plaza,
Gurunank Hospital Road,
Bandra (E), Mumbai - 400 051, India.

Tel. : +91-22-4033 6363
Fax : +91-22-4033 6364
E-Mail : info@ladderup.com
www.ladderup.com



KHURDIA JAIN & CO
CHARTERED ACCOUNTANTS

LIMITED REVIEW REPORT

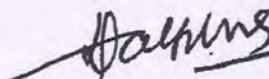
To,
Board of Directors of Ladderup Finance Limited

We have reviewed the accompanying statement of unaudited standalone and consolidated Financial Results of **Ladderup Finance Limited** for quarter ended on **31st December, 2013** except for the disclosures regarding 'Public Shareholding' and 'Promoter and Promoter Group Shareholding' which have been traced from disclosures made by the Management and have not been audited by us. This statement is the responsibility of the Company's Management and has been approved by the Board of Directors. Our responsibility is to issue a report on these financial statements based on our review.

We conducted our review in accordance with the Standard on Review Engagement (SRE) 2400, engagements to Review Financial Statements issued by the Institute of Chartered Accountants of India. This standard requires that we plan and perform the review to obtain moderate assurance as to whether the financial statements are free of material misstatement. A review is limited primarily to inquiries of Company personnel and analytical procedures applied to financial data and thus provide less assurance than an audit. We have not performed an audit and accordingly, we do not express an audit opinion.

Based on review as conducted above, nothing has come to our attention that causes us to believe that the accompanying statement of unaudited standalone and consolidated financial results prepared in accordance with the applicable accounting standard and other recognized accounting practices and policies has not disclosed the information required to be disclosed in terms of Clause 41 of the Listing Agreement including the manner in which it is to be disclosed, or that it contains any material misstatement.

For Khurdia Jain & Co.,
Chartered Accountants
Firm Regn. No.: 120263W




(Sampat Khurdia)

Partner

M. No. 33615

Place: Mumbai

Date: 28th January, 2014.



LADDERUP FINANCE LIMITED

Regd. Off.: A-204, Rajeshri Accord, Telly Cross Lane, Off. S.N. Road, Andheri (East), Mumbai- 400 069. India.
Unaudited Financial Results for the Quarter Ended 31st December, 2013

Part-I

(Rs. Lacs)

Sr. No.	Particulars	Standalone						Consolidated					
		Quarter Ended			Nine Months Ended		Year Ended	Quarter Ended			Nine Months Ended		Year Ended
		31-Dec-13	30-Sep-13	31-Dec-12	31-Dec-13	31-Dec-12	31-Mar-13	31-Dec-13	30-Sep-13	31-Dec-12	31-Dec-13	31-Dec-12	31-Mar-13
		Unaudited					Audited	Unaudited					Audited
1. a.	Net Sales/ Income from Operations	70.59	81.74	96.62	225.69	142.91	192.34	251.48	189.35	384.86	705.04	785.91	1,013.32
b.	Other Operating Income	4.58	12.33	5.50	19.53	112.19	114.80	4.58	12.33	5.50	19.53	16.49	19.10
	Total Income from Operations	75.17	94.07	101.52	245.22	255.10	307.14	256.06	201.68	390.36	724.57	802.40	1,032.42
2	Expenditure :												
a	Employees Benefits Expenses	1.52	-	-	1.52	-	-	134.77	121.07	123.52	381.88	371.15	535.80
b	Depreciation & Amortisation Expenses	0.63	0.64	0.64	1.91	1.91	2.55	4.80	5.27	5.83	15.60	17.68	23.55
c	Rent	-	-	-	-	-	-	17.66	26.18	25.90	70.78	77.70	102.11
d	Other Expenses	3.63	2.08	2.74	8.38	6.43	8.55	74.80	38.35	58.66	158.34	148.80	194.91
	Total Expenses	5.78	2.72	3.38	11.81	8.34	11.10	232.03	190.87	213.91	626.60	615.33	856.37
3	Profit/(Loss) from Operations before Other Income, Finance Costs and Exceptional Items (1-2)	69.39	91.35	98.14	233.41	246.76	296.04	24.03	10.81	176.45	97.97	187.07	176.05
4	Other Income	-	-	-	-	-	-	1.30	1.61	1.01	4.44	8.90	9.92
5	Profit/(Loss) before Finance Costs and Exceptional Items (3+4)	69.39	91.35	98.14	233.41	246.76	296.04	25.33	12.42	177.46	102.41	195.97	185.97
6	Finance Costs	1.01	0.02	0.06	1.06	0.24	0.29	1.62	0.67	1.81	3.05	4.52	7.35
7	Profit/(Loss) after Finance Costs but before Exceptional Items(5-6)	68.38	91.33	98.08	232.35	246.52	295.75	23.71	11.75	175.65	99.36	191.45	178.62
8	Exceptional items	-	-	-	-	-	-	-	-	-	-	-	-
9	Profit/(Loss) from Ordinary Activities before tax (7+8)	68.38	91.33	98.08	232.35	246.52	295.75	23.71	11.75	175.65	99.36	191.45	178.62
10	Tax Expense												
	- Current Tax	15.00	16.50	16.00	45.00	30.00	40.00	11.25	16.00	36.00	45.00	50.00	47.02
	- Minimum Alternative Tax Credit Entitlement	(7.50)	(9.50)	-	(25.00)	-	-	(3.75)	(9.00)	-	(25.00)	-	(7.42)
	- Deferred Tax	-	-	-	-	-	0.17	-	-	-	-	-	1.22
	- Short/ (Excess) Provision of Tax	-	-	-	-	-	-	-	-	-	(0.01)	-	(0.01)
11	Net Profit/(Loss) from Ordinary Activities before Minority Interest (9-10)	60.88	84.33	82.08	212.35	216.52	255.58	16.21	4.75	139.65	79.36	141.44	137.81
12	Minority Interest	-	-	-	-	-	-	(8.61)	(1.22)	6.43	(2.47)	1.29	4.96
13	Net Profit/(Loss) after Minority Interest (11-12)	60.88	84.33	82.08	212.35	216.52	255.58	24.82	5.97	133.22	81.83	140.15	132.85
14	Paid-up equity share capital (Face Value Rs. 10/-)	1,285.26	1,285.26	1,285.26	1,285.26	1,285.26	1,285.26	1,285.26	1,285.26	1,285.26	1,285.26	1,285.26	1,285.26
15	Reserves excluding Revaluation Reserves	-	-	-	-	-	1,904.28	-	-	-	-	-	2,381.44
16	Earnings Per Share (EPS) (Rs.) Basic & Diluted	0.47	0.66	0.65	1.65	1.73	2.04	0.20	0.05	1.06	0.65	1.12	1.06



Ladderup
Engineering Growth



Ladderup Finance Limited

102-A, 1st Floor,
Hallmark Business Plaza,
Gurunanak Hospital Road,
Bandra (E), Mumbai - 400 051, India.
Tel. : +91-22-4033 6363
Fax : +91-22-4033 6364
E-Mail : info@ladderup.com
www.ladderup.com

Regd. Off.: A-204, Rajeshri Accord, Telly Cross Lane, Off. S. N. Road, Andheri(E), Mumbai - 400 069. India. Tel. : 91-22-4225 6363, Fax. : 91-22-4225 6364



Ladderup

Engineering Growth

Sr. No.	Particulars	Standalone					Consolidated					Year Ended 31-Mar-13	
		Quarter Ended		Nine Months Ended	Year Ended	Quarter Ended		Nine Months Ended	Year Ended				
		31-Dec-13	30-Sep-13			31-Dec-12	31-Dec-13			30-Sep-13	31-Dec-12		31-Dec-13
		Unaudited					Unaudited					Audited	
	A Particulars of Share Holding												
	1 Public shareholding												
	- Number of shares	6,128,150	6,128,850	6,128,850	6,128,150	6,128,850	6,128,150	6,128,850	6,128,150	6,128,850	6,128,150	6,128,850	6,128,850
	- Percentage of shareholding	47.68%	47.69%	47.69%	47.68%	47.69%	47.68%	47.69%	47.68%	47.69%	47.68%	47.69%	47.69%
	2 Promoters and promoter group shareholding												
	2 (a)												
	- Number of shares	Nil	Nil	Nil	Nil	Nil	Nil	Nil	Nil	Nil	Nil	Nil	Nil
	- Percentage of shares (as a % of the total shareholding of promoter and promoter group)	N.A.	N.A.	N.A.	N.A.	N.A.	N.A.	N.A.	N.A.	N.A.	N.A.	N.A.	N.A.
	- Percentage of shares (as a % of the total share capital of the Company)	N.A.	N.A.	N.A.	N.A.	N.A.	N.A.	N.A.	N.A.	N.A.	N.A.	N.A.	N.A.
	2 (b)												
	- Non-encumbered												
	- Number of Shares	6,724,450	6,723,750	6,723,750	6,724,450	6,723,750	6,724,450	6,723,750	6,724,450	6,723,750	6,724,450	6,723,750	6,723,750
	- Percentage of shares (as a % of the total shareholding of promoter and promoter group)	100%	100%	100%	100%	100%	100%	100%	100%	100%	100%	100%	100%
	- Percentage of shares (as a % of the total share capital of the Company)	52.32%	52.31%	52.31%	52.32%	52.31%	52.32%	52.31%	52.32%	52.31%	52.32%	52.31%	52.31%
	B Investor Complaints												
	- Pending at beginning of the quarter												
	- Received during the quarter												
	- Disposed of during the quarter												
	- Remaining unresolved at the end of the quarter												

Notes:

- The above results have been reviewed and recommended by the Audit Committee and thereafter approved and taken on record by the Board of Directors of the Company at their respective meetings held on 28th of January, 2014.
- The limited review of the financial results for the quarter ended 31st December, 2013 has been carried by the statutory auditors of the Company.
- The above consolidated results represent results of Ladderup Finance Limited and its subsidiaries i.e. Ladderup Corporate Advisory Private Limited, Ladderup Wealth Management Private Limited and Ladderup Insurance Broking Private Limited.
- Provision for deferred tax will be accounted for at end of the year as in the previous financial year.
- Corresponding figures of previous period/year have been regrouped, wherever considered necessary to correspond to current period/year classification.
- Pursuant to Clause 41 of the Listing Agreement, the Company has opted to publish only Consolidated Financial Results. The Standalone Results of the Company will be available on the Company's website: www.ladderup.com & on the website of BSE: www.bseindia.com.

Place : Mumbai
Date: 28th January, 2014



For and on behalf of the Board
Deepak Ladha
Executive Director

Ladderup Finance Limited

102-A, 1st Floor,
Hallmark Business Plaza,
Gurunak Hospital Road,
Bandra (E), Mumbai - 400 051, India.

Tel. : +91-22-4033 6363
Fax : +91-22-4033 6364
E-Mail : info@ladderup.com
www.ladderup.com

LADDERUP FINANCE LIMITED

Segment wise Revenue Results under Clause 41 of the Listing Agreement
for the Quarter Ended 31st December, 2013

(Rs. Lacs)

Particulars	Standalone						Consolidated						
	Quarter Ended			Nine Months Ended			Year Ended	Quarter Ended			Nine Months Ended		Year Ended
	31-Dec-13	30-Sep-13	31-Dec-12	31-Dec-13	31-Dec-12	31-Mar-13	31-Dec-13	30-Sep-13	31-Dec-12	31-Dec-13	31-Dec-12	31-Mar-13	
	Unaudited						Audited	Unaudited					
Segment Revenue:													
i) Investment & Trading Activities	51.03	69.94	79.38	173.47	190.43	220.34	51.03	69.94	79.37	173.47	94.73	124.64	
ii) Consultancy Services	-	-	-	-	-	-	145.95	61.26	212.00	322.18	492.38	581.47	
iii) Finance Activities	24.14	24.13	22.14	71.75	64.67	86.80	24.14	24.13	22.14	71.75	64.67	86.80	
iv) Investment Advisory Services	-	-	-	-	-	-	37.08	47.27	78.24	161.01	153.96	243.96	
Total Segment Revenue	75.17	94.07	101.52	245.22	255.10	307.14	258.20	202.60	391.75	728.41	805.74	1,036.87	
Less : Inter Segment Revenue	-	-	-	-	-	-	2.14	0.92	1.39	3.84	3.34	4.45	
Net Income from Operations	75.17	94.07	101.52	245.22	255.10	307.14	256.06	201.68	390.36	724.57	802.40	1,032.42	
Segment Results :													
i) Investment & Trading Activities	50.71	69.50	78.61	172.50	189.37	219.01	55.00	60.55	72.76	163.22	87.83	117.46	
ii) Consultancy Services	-	-	-	-	-	-	(23.70)	(66.58)	62.45	(117.59)	43.11	(37.02)	
iii) Finance Activities	24.14	24.13	22.14	71.75	64.67	86.80	24.14	24.13	22.14	71.75	64.67	86.80	
iv) Investment Advisory Services	-	-	-	-	-	-	(26.56)	(5.67)	19.97	(10.57)	(5.53)	11.52	
Total	74.85	93.63	100.75	244.25	254.04	305.80	28.88	12.42	177.32	106.81	190.08	178.76	
Add: Unallocable Income	-	-	-	-	-	-	1.30	1.63	1.01	4.45	8.90	9.92	
Less : Unallocable Expenses	6.47	2.30	2.67	11.90	7.52	10.05	6.47	2.30	2.68	11.90	7.53	10.05	
Total Profit/(Loss) Before Tax	68.38	91.33	98.08	232.35	246.52	295.75	23.71	11.75	175.65	99.36	191.45	178.62	

Notes:

- The segment reporting of the Company and its subsidiaries has been prepared in accordance with Accounting Standard - 17 on "Segment Reporting" notified pursuant to Companies (Accounting Standards) Rules, 2006.
- Fixed assets and other assets used in the Company's operations or liabilities contracted have not been identified to any of the reportable segments, as the assets are used interchangeably between segments. Hence, it is not practicable to provide segment disclosures relating to total assets and liabilities.
- Corresponding figures of previous period/year have been regrouped, wherever considered necessary to correspond to current period/year classification.

Place: Mumbai
Date: 28th January, 2014



For and on behalf of the Board

(Signature)
Deepak Ladha
Executive Director

Ladderup Finance Limited

102-A, 1st Floor,
Hallmark Business Plaza,
Gurunank Hospital Road,
Bandra (E), Mumbai - 400 051, India.
Tel. : +91-22-4033 6363
Fax : +91-22-4033 6364
E-Mail : info@ladderup.com
www.ladderup.com

Regd. Off.: A-204, Rajeshri Accord, Tolly Cross Lane, Off. S. N. Road, Andheri(E), Mumbai - 400 069, India. Tel. : 91-22-4225 6363, Fax. : 91-22-4225 6364



Ladderup
Engineering Growth