



# Ladderup

Engineering Growth

Date: 13<sup>th</sup> January, 2015.

To,  
The Bombay Stock Exchange  
Phiroze Jeejeebhoy Towers  
Dalal Street  
Mumbai-400001

**Subject: Submission of Shareholding Pattern for the quarter ended 31<sup>st</sup> December, 2014.**

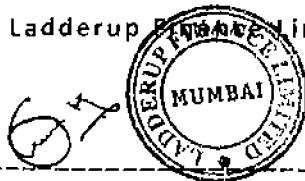
**Reference: Scrip Code: 530577; Clause 35 of Listing Agreement.**

Dear Sir,

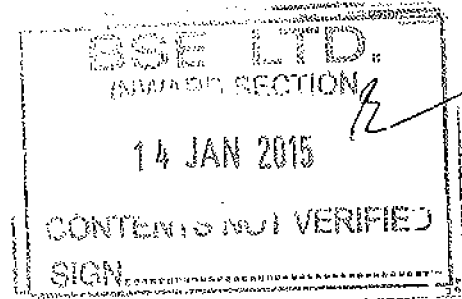
Please find attached enclosed here with Shareholding Pattern of the company for the quarter ended 31<sup>st</sup> December, 2014 in accordance of the Clause 35 of Listing Agreement.

Kindly take the same on the record and oblige.

For Ladderup Finance Limited



Deepak Laha  
Executive Director  
DIN: 03584571  
Encl: As Above



## Ladderup Finance Limited

Regd. Office: 102 - A, 1<sup>st</sup> Floor,  
Hallmark Business Plaza,  
Sant Dyaneshwar Marg,  
Near Gurunanak Hospital Road,  
Bandra (East), Mumbai - 400 051,

Tel.: 91-22-4033 6363  
Fax: 91-22-4033 6364,  
E-Mail: info@ladderup.com  
Website: www.ladderup.com  
CIN: L67120MH1993PLC074278

(1)(a) Statement showing ShareHolding Pattern

Name of the Company : Ladderup Finance Ltd.

Quarter Ended : 31-12-2014

Scrip Code : 530577




Partly paid-up Shares	No. of Partly paid-up Shares	As a % of total No. of Partly paid-up Shares	As a % of Total no. of Shares of the Company
Held by Promoters/ Promoters Group	0		
Held by Public	0		
<b>TOTAL - D</b>	<b>0</b>		

Outstanding Conv. Securities	No. of Outstanding Securities	As a % of Total no. of O/S Conv. Securities	As a % of Total no. of shares of the Co., assuming full conv.
Held by Promoters/ Promoters Group	0		
Held by Public	0		
<b>TOTAL - E</b>	<b>0</b>		

Warrants :	No. of Warrants	As a % of Total no. of Warrants	As a % of Total no. of shares of the Co., assuming full conv.
Held by Promoters/ Promoters Group	0		
Held by Public	0		
<b>TOTAL - F</b>	<b>0</b>		

Total paid-up Capital of the Company assum- ing full conv. Of warrants & securities	12852600
---	----------



## Statement Showing Shareholding Pattern - Table (I)(a)

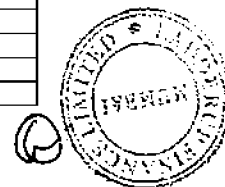
Ladderup Finance Ltd.

Scrip Code : 530577

Quarter Ended : 31-12-2014



Category code	Category of Shareholder	Number of Shareholders	Total number of shares	Number of shares held in dematerialized form:	Total shareholding as a percentage of total number of shares		Shares pledged or otherwise encumbered	
					As a percentage of (A+B) <sup>1</sup>	As a percentage of (A+B+C)	Number of - shares	As a % of Total No. of Shares
(A)	Shareholding of Promoter and Promoter Group <sup>2</sup>							
1	Indian							
a	Individual/Huf	4	1000000	1000000	7.781	7.781	0	0.000
b	Central/State Gov	0	0	0	0.000	0.000	0	0.000
c	Bodies Corporates	4	5724450	5723750	44.539	44.539	0	0.000
d	Fins / Banks	0	0	0	0.000	0.000	0	0.000
e	Any Other specify	0	0	0	0.000	0.000	0	0.000
e-1		0	0	0	0.000	0.000	0	0.000
e-2		0	0	0	0.000	0.000	0	0.000
	Sub Total(A)(1)	10	6724450	6723750	52.320	52.320	0	0.000
2	Foreign							
a	Indy NRI/For Ind	0	0	0	0.000	0.000	0	0.000
b	Bodies Corporate	0	0	0	0.000	0.000	0	0.000
c	Institutions	0	0	0	0.000	0.000	0	0.000
d	Qualified For. Inv.	0	0	0	0.000	0.000	0	0.000
e	Any Other Specify	0	0	0	0.000	0.000	0	0.000
e-1		0	0	0	0.000	0.000	0	0.000
e-2		0	0	0	0.000	0.000	0	0.000
	Sub Total(A)(2)	0	0	0	0.000	0.000	0	0.000
	Total Shareholding of Promoter and Promoter Group Total (A)= (A)(1)+(A)(2)	10	6724450	6723750	52.320	52.320	0	0.000
(B)	Public shareholding							
1	Institutions							
a	Mutual Funds	0	0	0	0.000	0.000		
b	Fins / Banks	0	0	0	0.000	0.000		
c	Central/State Govt	0	0	0	0.000	0.000		
d	Venture Cap Fund	0	0	0	0.000	0.000		
e	Insurance Comp(s)	0	0	0	0.000	0.000		
f	Foreign Ins Invest	0	0	0	0.000	0.000		
g	Foreign Ven Cap In	0	0	0	0.000	0.000		




## Statement Showing Shareholding Pattern - Table (1)(a)

Ladderup Finance Ltd.

Scrip Code : 530577  
Quarter Ended : 31-12-2014

**Ladderup**  
Empowering Growth


Category code	Category of Shareholder	Number of Shareholders	Total number of shares	Number of shares held in dematerialized form	Total shareholding as a percentage of total number of shares		Shares pledged or otherwise encumbered	
					As a percentage of (A+B) <sup>1</sup>	As a percentage of (A+B+C)	Number of shares	As a % of Total No. of Shares
j	Qualified For. Inv.	0	0	0	0.000	0.000		
i	Any Other -Specify	0	0	0	0.000	0.000		
i-1		0	0	0	0.000	0.000		
i-2		0	0	0	0.000	0.000		
	Sub-Total (B)(1)	0	0	0	0.000	0.000		
B 1	Non-institutions							
a	Bodies Corporates	41	3518658	2931158	27.377	27.377		
b	Individuals							
	i) upto Rs 1-Lac	629	464230	262730	3.612	3.612		
	ii) above Rs 1-Lac	18	2084617	1421117	16.219	16.219		
c	Qualified For. Inv.	0	0	0	0.000	0.000		
d	Any Other -Chr-Mem	1	45	45	0.000	0.000		
d-1		0	0	0	0.000	0.000		
d-2		0	0	0	0.000	0.000		
	-OCB	0	0	0	0.000	0.000		
	-NRI	11	60600	4000	0.471	0.471		
	Sub-Total (B)(2)	700	6128150	4669050	47.680	47.680		
(B)	Total (B)=(B)(1)+(B)(2)	700	6128150	4669050	47.680	47.680		
	TOTAL (A)+(B)	710	12852600	11392800		100.000	0	0.000
(C)	Held by Custodians against Depository Receipts							
	PROMOTER & PRO GRP	0	0	0		0.000		
	PUBLIC	0	0	0		0.000		
	GRAND TOTAL (A)+(B)+(C)	710	12852600	11392800		100.000	0	0.000






(l)(b) Statement showing holding of securities (including shares, warrants, convertible securities) of persons belonging to the category "Promoter and Promoter Group"

Sr. No.	Ref. No	Name of the shareholder	Total Shares held		Shares pledged or otherwise encumbered			Details of warrant		Details of convertible securities		Total shares (including underlying shares assuming full conversion of warrant and convertible securities) as a % of diluted share capital
			Number	As a % of grand total (A)+(B)+(C)	Number	% of Total shares held	As a % of grand total (A)+(B)+(C)	Number of warrants held	As a % of total No of warrants of the same class	Number of convertible securities held	As a % of total No of convertible securities of the same class	
1	00009836	SUNIL GOYAL HUF	133600	1.039	0	0.000	0.000	0	0.000	0	0.000	1.039
2	00040482	SANTOSH SINGRODIA	202600	1.576	0	0.000	0.000	0	0.000	0	0.000	1.576
3	00040600	MANOJ KUMAR SINGRODIA	121400	0.945	0	0.000	0.000	0	0.000	0	0.000	0.945
4	00040805	SUNIL KUMAR GOYAL	101400	0.789	0	0.000	0.000	0	0.000	0	0.000	0.789
5	00043411	SONU PORTFOLIO SERVICES PVT LTD	1640850	12.767	0	0.000	0.000	0	0.000	0	0.000	12.767
6	00043426	CHETAN SECURITIES PVT LTD	397400	3.092	0	0.000	0.000	0	0.000	0	0.000	3.092
7	00046471	USHA GOYAL	265000	2.062	0	0.000	0.000	0	0.000	0	0.000	2.062
8	00081622	QUIET ENTERPRISES LLP	1779600	13.846	0	0.000	0.000	0	0.000	0	0.000	13.846
9	00225489	MANOJ SINGRODIA (HUF)	176000	1.369	0	0.000	0.000	0	0.000	0	0.000	1.369
10	00226522	LADDERUP SECURITIES PVT LTD	1926600	14.834	0	0.000	0.000	0	0.000	0	0.000	14.829
		Total Promoter & Promoter Group	3724450	52.320	0	0.000	0.000	0	0.000	0	0.000	52.314



(1)(c) Statement showing holding of securities (including shares, warrants, convertible securities) of persons belonging to the category "Public" and holding more than 1% of the total number of shares

Sr. No.	Ref-Num	Name of the shareholder	Number of shares	Shares as a percentage of total number of shares (i.e., Grand Total (A)+(B)+(C) indicated in Statement at para (1)(a) above)	Details of warrant		Details of convertible securities		Total shares (including underlying shares assuming full conversion of warrant and convertible securities) as a % of diluted share capital
					Number of warrants held	As a % of total No of warrants of the same class	Number of convertible securities held	As a % of total No of convertible securities of the same class	
1	AAECA7605E	ANMOL INSURANCE CONSULTANTS PVT LTD	152770	1.189	0	0.000	0	0.000	1.189
2	ABEPL1083B	DEEPAK GHANSHYAM LADHA	642580	5.002	0	0.000	0	0.000	5.002
3	001412	SHRI DILIP SHAH	350000	2.723	0	0.000	0	0.000	2.723
4	AABCD6641C	DLSUKH PROPERTIES PRIVATE LIMITED	427000	3.322	0	0.000	0	0.000	3.322
5	AFMPS8443Q	HARSHA SAKSENA	154699	1.204	0	0.000	0	0.000	1.204
6	AAACJ6703C	INDIANVESH CAPITALS LIMITED	840000	6.536	0	0.000	0	0.000	6.536
7	AAECN1815D	NABHSHIKA FINANCIAL ADVISORY PVT LT	689702	5.366	0	0.000	0	0.000	5.366
8	001413	SMT NIRMALA D SHAH	300000	2.334	0	0.000	0	0.000	2.334
9	ACFPM4350C	RAJESH SATYANARAYAN MURARKA	147500	1.148	0	0.000	0	0.000	1.148
10	AAACS8740G	SPREAD FINTRADE LTD	500000	3.890	0	0.000	0	0.000	3.890
11	AAACZ0198B	ZITURA INVEST & FIN PVT LTD.	500000	3.890	0	0.000	0	0.000	3.890
				0.000					
		Total	4704551	36.604	0	0.000	0	0.000	36.604

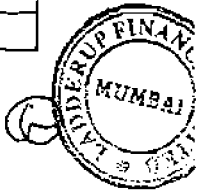







**(I)(d) Statement showing details of locked-in shares**

Sr. No.	Ref- Num	Name of the shareholder	Number of locked-in shares	Locked-in shares as a percentage of total number of shares {i.e., Grand Total (A)+(B)+(C) indicated in Statement at para (I)(a) above}	Promoter/Promoter Group/Public
1	00226522	LADDERUP SECURITIES PVT LTD	900000	7.002	-Pro
2	00081622	QUIET ENTERPRISES LLP	800000	6.224	-Pro
3	00043411	SONU PORTFOLIO SERVICES PVT LTD	800000	6.224	-Pro
		Total Locked in Shares	2500000	19.451	



**(II)(a) Statement showing details of Depository Receipts (DRs)**

Sr. No.	Ref-Num	Name of theHolder	Type of outstanding DR (ADRs, GDRs, SDRs, etc.)	Number of outstanding DRs	Number of shares underlying outstanding DRs	Shares underlying outstanding DRs as a percentage of total number of shares (i.e., Grand Total (A)+(B)+(C) indicated in Statement at para (f)(a) above}



**(II)(b) Statement showing Holding of Depository Receipts (DRs), where underlying shares held by Promoter/Promoter Group are in excess of 1% of the total number of shares**

Sr. No.	Ref-Num	Name of the DR Holder	Type of outstanding DR (ADRs, GDRs, SDRs, etc.)	Number of outstanding DRs	Number of shares underlying outstanding DRs	Shares underlying outstanding DRs as a percentage of total number of shares {i.e., Grand Total (A)+(B)+(C) indicated in Statement at para (I)(a) above}

