

(1)(a) Statement showing ShareHolding Pattern

Name of the Company : Ladderup Finance Ltd.

Quarter Ended : 31-03-2015

Scrip Code : 530577

**Ladderup**  
*Engineering Growth*

Partly paid-up Shares	No. of Partly paid-up Shares	As a % of total No. of Partly paid-up Shares	As a % of Total no. of Shares of the Company
Held by Promoters/ Promoters Group	0		
Held by Public	0		
<b>TOTAL - D</b>	<b>0</b>		

Outstanding Conv. Securities	No. of Outstanding Securities	As a % of Total no. of O/S Conv. Securities	As a % of Total no. of shares of the Co., assuming full conv.
Held by Promoters/ Promoters Group	0		
Held by Public	0		
<b>TOTAL - E</b>	<b>0</b>		

Warrants :	No. of Warrants	As a % of Total no. of Warrants	As a % of Total no. of shares of the Co., assuming full conv.
Held by Promoters/ Promoters Group	0		
Held by Public	0		
<b>TOTAL - F</b>	<b>0</b>		

Total paid-up Capital of the Company assum- ing full conv. Of warrants & securities	12852600
---	----------



## Statement Showing Shareholding Pattern - Table 1(a)

Ladderup Finance Ltd.

Scrip Code : 530577  
Quarter Ended : 31-03-2015Ladderup  
Expanding Growth

Category code	Category of Shareholder	Number of Shareholders	Total number of shares	Number of shares held in dematerialized form	Total shareholding as a percentage of total number of shares		Shares pledged or otherwise encumbered	
					As a percentage of (A+B) <sup>1</sup>	As a percentage of (A+B+C)	Number of shares	As a % of Total No. of Shares
(A)	Shareholding of Promoter and Promoter Group							
1	Indian							
a	Indiv. Indiv./Fol	6	100000	100000	7.78	7.78	0	0.00
b	Central/State Govt	0	0	0	0.00	0.00	0	0.00
c	Bodies Corporate	4	572450	572450	44.539	44.539	0	0.00
d	Fins + Banks	0	0	0	0.00	0.00	0	0.00
e	Any Other specify	0	0	0	0.00	0.00	0	0.00
e-1		0	0	0	0.00	0.00	0	0.00
e-2		0	0	0	0.00	0.00	0	0.00
	Sub Total(A1)	10	672450	672450	52.320	52.320	0	0.00
2	Foreign							
a	Indiv NRI/For Ind	0	0	0	0.00	0.00	0	0.00
b	Bodies Corporate	0	0	0	0.00	0.00	0	0.00
c	Institutions	0	0	0	0.00	0.00	0	0.00
d	Qualified For Inv.	0	0	0	0.00	0.00	0	0.00
e	Any Other Specify	0	0	0	0.00	0.00	0	0.00
e-1		0	0	0	0.00	0.00	0	0.00
e-2		0	0	0	0.00	0.00	0	0.00
	Sub Total(A2)	0	0	0	0.00	0.00	0	0.00
	Total Shareholding of Promoter and Promoter Group Total (A) <sup>2</sup> (A1)+(A2)	10	672450	672450	52.320	52.320	0	0.00
(B)	Public shareholding							
1	Institutions							
a	Mutual Funds	0	0	0	0.00	0.00		
b	Fins + Banks	0	0	0	0.00	0.00		
c	Central/State Govt	0	0	0	0.00	0.00		
d	Venture Cap Fund	0	0	0	0.00	0.00		
e	Insurance Compt	0	0	0	0.00	0.00		
f	Foreign Inv Invest	0	0	0	0.00	0.00		




## Statement Showing Shareholding Pattern - Table (I)(a)

Ladderup Finance Ltd.


Scrip Code : 530577  
Quarter Ended : 31-03-2015

Category code	Category of Shareholder	Number of Shareholders	Total number of shares	Number of shares held in dematerialized form	Total shareholding as a percentage of total number of shares		Shares pledged or otherwise encumbered	
					As a percentage of (A+B) <sup>1</sup>	As a percentage of (A+B+C)	Number of shares	As a % of Total No. of Shares
g	Foreign Ven Cap In	0	0	0	0.000	0.000		
h	Qualified For.Inv.	0	0	0	0.000	0.000		
i	Any Other -Specify	0	0	0	0.000	0.000		
i-1		0	0	0	0.000	0.000		
i-2		0	0	0	0.000	0.000		
	Sub-Total (B)(1)	0	0	0	0.000	0.000		
B 2	Non-institutions							
a	Bodies Corporates	42	3521992	2984492	27.403	27.403		
b	Individuals							
	i) upto Rs 1-Lac	621	436441	258941	3.396	3.396		
	ii) above Rs1-Lac	20	2108617	1421117	16.406	15.406		
c	Qualified For.Inv.	0	0	0	0.000	0.000		
d	Any Other -Clr-Mem	0	0	0	0.000	0.000		
d-1		0	0	0	0.000	0.000		
d-2		0	0	0	0.000	0.000		
	-OCB	0	0	0	0.000	0.000		
	-NRI	12	61100	4500	0.475	0.475		
	Sub-Total (B)(2)	695	6128150	4669050	47.680	47.680		
(B)	Total (B)=(B)(1)+(B)(2)	695	6128150	4669050	47.680	47.680		
	TOTAL (A)+(B)	705	12852600	11392800		100.000	0	0.000
(C)	Held by Custodians against Depository Receipts							
	PROMOTER & PRO GRP	0	0	0		0.000		
	PUBLIC	0	0	0		0.000		
	GRAND TOTAL (A)+(B)+(C)	705	12852600	11392800		100.000	0	0.000



(I)(b) Statement showing holding of securities (including shares, warrants, convertible securities) of persons belonging to the category "Promoter and Promoter Group"

Sr. No.	Ref- No	Name of the shareholder	Total Shares held		Shares pledged or otherwise encumbered			Details of warrant		Details of convertible securities		Total shares (including underlying shares assuming full conversion of warrant and convertible securities) as a % of diluted share capital
			Number	As a % of grand total (A)+(B)+( C )	Number	% of Total shares held	As a % of grand total (A)+(B)+( C )	Number of warrants held	As a % of total No of warrants of the same class	Number of convertible securities held	As a % of total No of convertible securities of the same class	
1	00009836	SUNIL GOYAL HUF	133600	1.03%	0	0.00%	0.00%	0	0.00%	0	0.00%	1.03%
2	00040482	SANTOSH SINGRODIA	202600	1.57%	0	0.00%	0.00%	0	0.00%	0	0.00%	1.57%
3	00040600	MANOJ KUMAR SINGRODIA	121400	0.94%	0	0.00%	0.00%	0	0.00%	0	0.00%	0.94%
4	00040805	SUNIL KUMAR GOYAL	101400	0.78%	0	0.00%	0.00%	0	0.00%	0	0.00%	0.78%
5	00043411	SONU PORTFOLIO SERVICES PVT LTD	1640850	12.76%	0	0.00%	0.00%	0	0.00%	0	0.00%	12.76%
6	00043426	CHETAN SECURITIES PVT LTD	397400	3.09%	0	0.00%	0.00%	0	0.00%	0	0.00%	3.09%
7	00046471	USHA GOYAL	265000	2.06%	0	0.00%	0.00%	0	0.00%	0	0.00%	2.06%
8	00081622	QUIET ENTERPRISES LLP	3685500	28.67%	0	0.00%	0.00%	0	0.00%	0	0.00%	28.67%
9	001445	LADDERUP SECURITIES PVT LTD	700	0.00%	0	0.00%	0.00%	0	0.00%	0	0.00%	0.00%
10	00225489	MANOJ SINGRODIA (HUF)	176000	1.36%	0	0.00%	0.00%	0	0.00%	0	0.00%	1.36%
		Total Promoter & Promoter Group	6724450	52.32%	0	0.00%	0.00%	0	0.00%	0	0.00%	52.31%






(I)(c) Statement showing holding of securities (including shares, warrants, convertible securities) of persons (together with PAC) belonging to the category "Public" and holding more than 5% of the total number of shares									
Sr. No.	Ref-Num	Name of the shareholder	Number of shares	Shares as a percentage of total number of shares (i.e., Grand Total (A)+(B)+(C) indicated in Statement at para (1)(a) above)	Details of warrant		Details of convertible securities		Total shares (including underlying shares assuming full conversion of warrant and convertible securities) as a % of diluted share capital
					Number of warrants held	As a % of total No of warrants of the same class	Number of convertible securities held	As a % of total No of convertible securities of the same class	
1	ABEPL1083B	DEEPAK GHANSHYAM LADHA	642880	5.002	0	0.000	0	0.000	5.002
2	AAACJ6703C	INDIANIVESH CAPITALS LIMITED	840000	6.536	0	0.000	0	0.000	6.536
3	AAECN1815D	NABHSHIKA FINANCIAL ADVISORY PVT LT	689702	5.366	0	0.000	0	0.000	5.366
				0.000					
		Total -Public [ 5% & above ]	2172582	6.904	0	0.000	0	0.000	16.904



**(I)(d) Statement showing details of locked-in shares**

Sr. No.	Ref- Num	Name of the shareholder	Number of locked-in shares	Locked-in shares as a percentage of total number of shares {i.e., Grand Total (A)+(B)+(C) indicated in Statement at para (I)(a) above}	Promoter/Promoter Group/Public
1	00081622	QUIET ENTERPRISES LLP	1700000	13.227	-Pro
2	00043411	SONU PORTFOLIO SERVICES PVT LTD	800000	6.224	-Pro
		Total Locked in Shares	2500000	19.451	



(II)(a) Statement showing details of Depository Receipts (DRs)

Sr. No.	Ref-Num	Name of the Holder	Type of outstanding DR (ADRs, GDRs, SDRs, etc.)	Number of outstanding DRs	Number of shares underlying outstanding DRs	Shares underlying outstanding DRs as a percentage of total number of shares (i.e., Grand Total (A)-(B)-(C) indicated in Statement at para (I)(a) above)





**(II)(b) Statement showing Holding of Depository Receipts (DRs), where underlying shares held by Promoter/Promoter Group are in excess of 1% of the total number of shares**

Sr. No.	Ref-Num	Name of the DR Holder	Type of outstanding DR (ADRs, GDRs, SDRs, etc.)	Number of outstanding DRs	Number of shares underlying outstanding DRs	Shares underlying outstanding DRs as a percentage of total number of shares (i.e., Grand Total (A)+(B)+(C) indicated in Statement at para (I)(a) above)

